



HOLMES

STAIR PARTS

CATALOG

Introduction ▶



LEGENDARY CRAFTSMANSHIP

Our location in beautiful Holmes County, Ohio is situated in the middle of a picturesque area known worldwide for its fine, legendary craftsmanship. This excellence is evident in the finest furniture and hand-made wooden products you can buy. Where we come from, the craftsman has a special sensitivity to his materials and tools. The kind of partnership with nature that produces beauty of lasting value—family heirloom quality.

In addition to our standard line of stair parts, we offer custom parts, such as half newels and custom turnings. Each are crafted to your precise specifications. We stock a large quantity of stair parts for immediate shipment.

We feel privileged indeed to produce fine crafted wood products in a time when homeowners and builders are re-awakening to the appreciation of fine woodworking. It is our pledge to offer you excellence in woodworking. We look forward to a long and satisfying working relationship with you.

Quality Stair Parts

. SINCE 1988 .

 **HOLMES**
STAIR PARTS

8614 Township Road 561 | Holmesville, OH 44633
phone: 330.279.2797 | fax: 330.279.2527

Contents ▶



Craftsmanship	
Details	2
Stair Baluster System	
Selection	4
STAIRWAY STYLES	
Country	5
Colonial	6
Bunker Hill	10
Georgia	14
Hampton	16
Utah	20
Contemporary	22
Mission	25
.	
Box Newels	26
Treads	29
Handrails Fittings	30
Handrail	32
Wallrail	33
Accessories	34
.	
Iron	35
Custom	39
Laskala	44
Kitchen and Bath.	47

solid wood selections

prefinished white
High gloss white finish.
Ready to install.



primed



poplar



beech



birch



cherry



hard maple



hickory



mahogany



red oak




soft maple




brazilian cherry





Primed Box Newels can be trimmed with any of our special species.

▼ milling options





Cambered Post to Post



Cambered Over the Post



Linear Post to Post

RISING TO THE OCCASION...

Holmes Stair Parts has elevated the visual statement of a staircase to one of grand elegance. Today's discriminating home and business owners know that their choice of balusters is so much more than a point of detail, it is the pivotal decision that completes a carefully-planned interior design.

If ascending your staircase is to be a special occasion, rise to that occasion with Elegant Rise or Structural Rise balusters from Holmes Stair Parts.




Elegant Rise

Elegant Rise balusters are created in sets of three for each step. Measuring 34", 38" and 42" in height, their lower one-third "base" is proportioned to create a smooth, flowing line in ascent.



STRUCTURAL RISE

Structural Rise balusters are available in 5 different turning lengths: 31", 34", 36", 39" and 42", and each set has bases of identical height to emphasize individual steps in your staircase statement.




STRUCTURAL RISE BALUSTERS

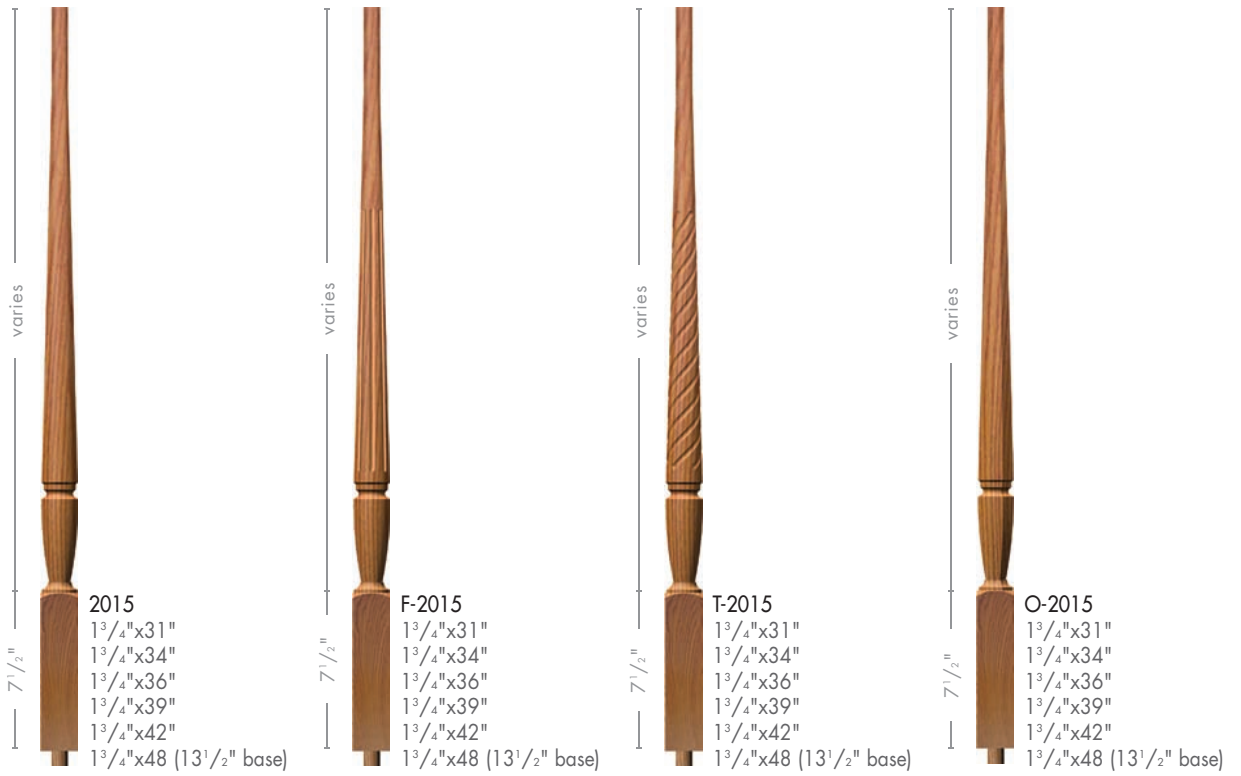


Bunker Hill Stairway with Elegant Rise. Featuring 22-Series Balusters

MILLING OPTIONS

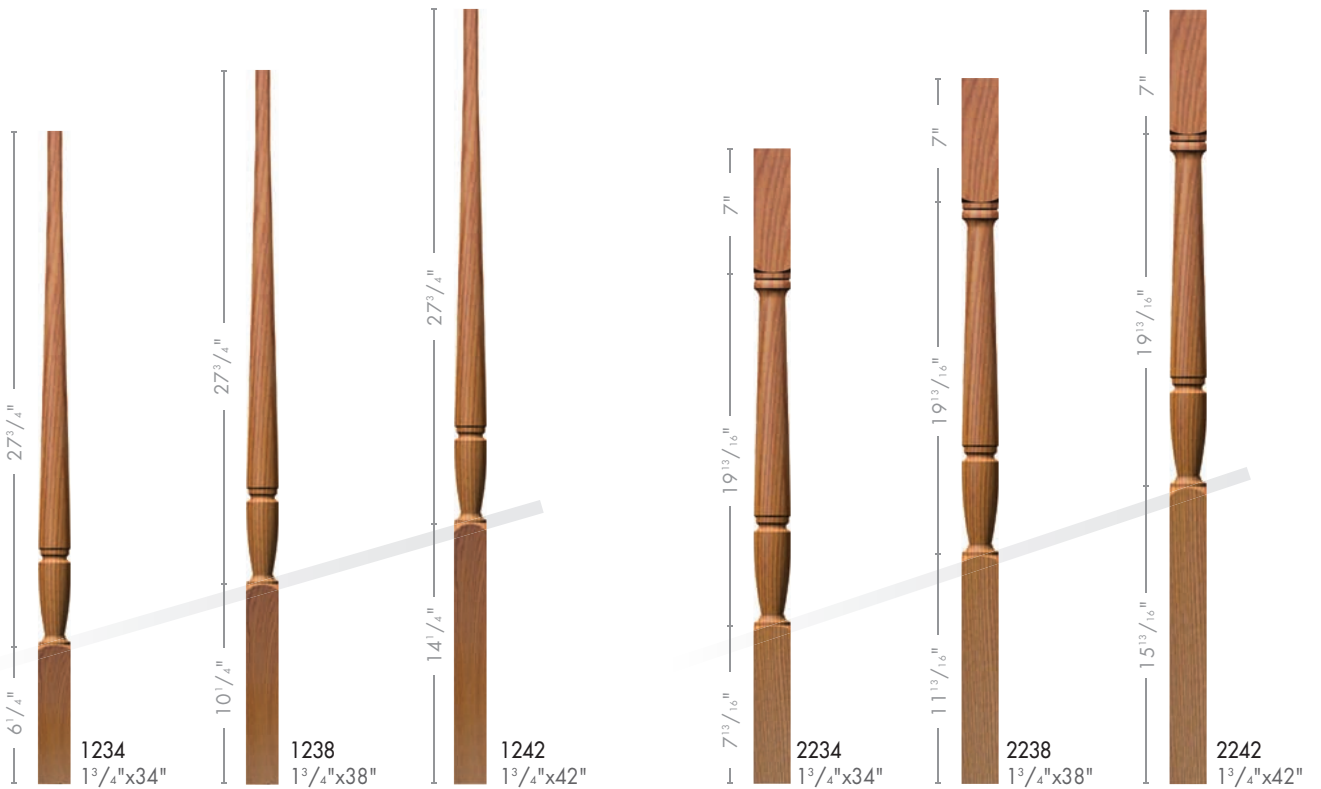


STRUCTURAL RISE BALUSTERS



Elegant Rise BALUSTERS



 Bunker Hill Elegant Rise Balusters come standard with Pin-EZ Dowels for efficient installation.



bunker hill ▼


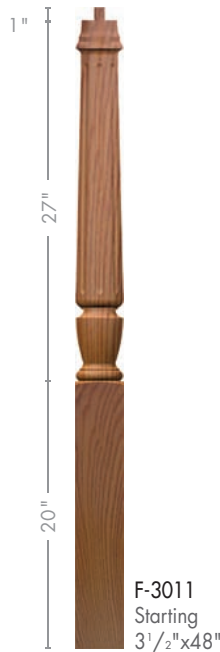
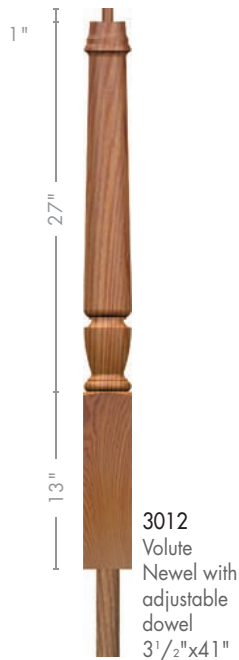
POST

Newels to post



OVER

Newels the post



Interchangeable Finials



PA-410
Plain Acorn



CA-411
Carved Acorn



OCT-415
Octagon Pineapple



PP-412
Plain Pineapple



CP-414
Carved Pineapple



RCP-413
Raised Carved Pineapple



PB-416
Ball Top

POST

Stencils to post
with interchangeable finials



4130
Starting
3 1/2" x 43"




F-4132
Starting
3 1/2" x 51"



T-4135
Second Floor
3 1/2" x 51"



O-4136
Intermediate
Landing
3 1/2" x 51"




STRUCTURAL RISE BALUSTERS



Custom Stairway.

MILLING OPTIONS



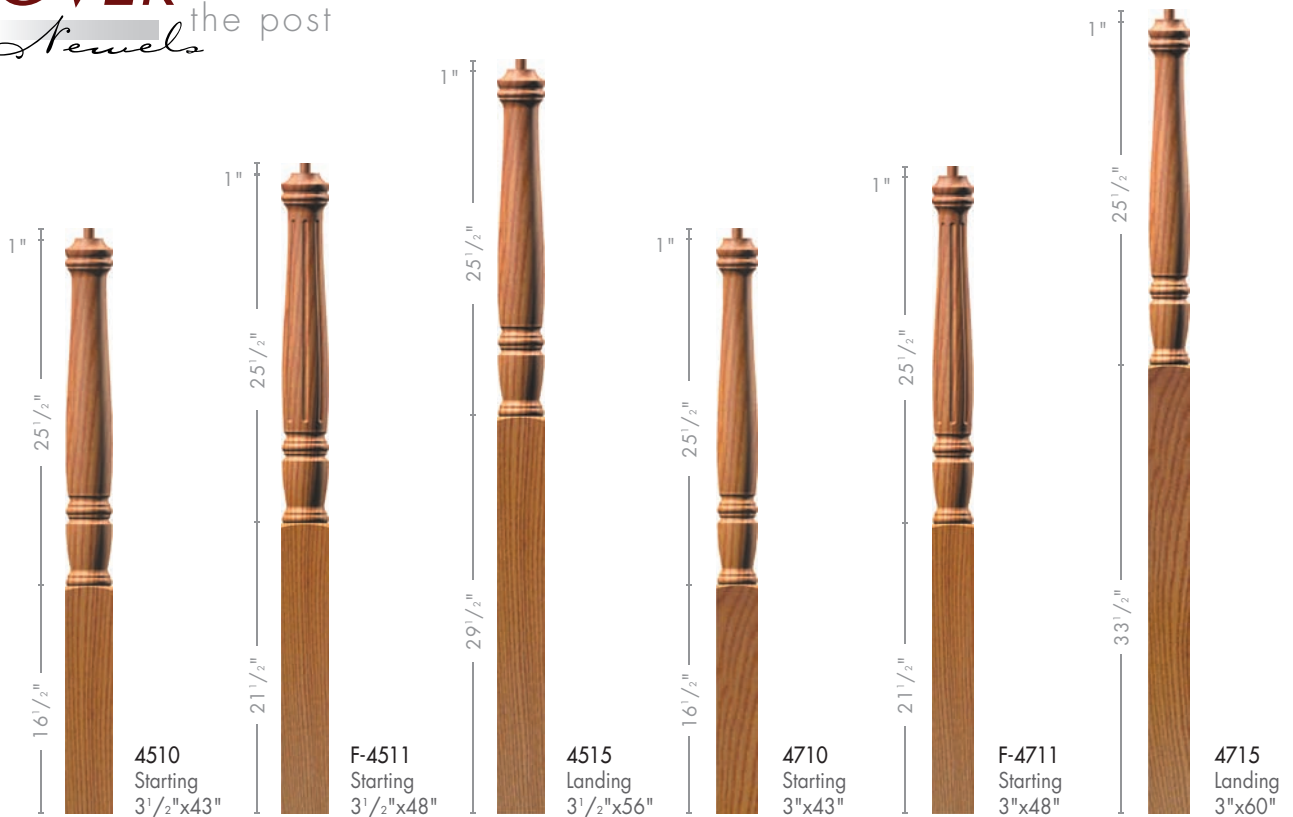
POST

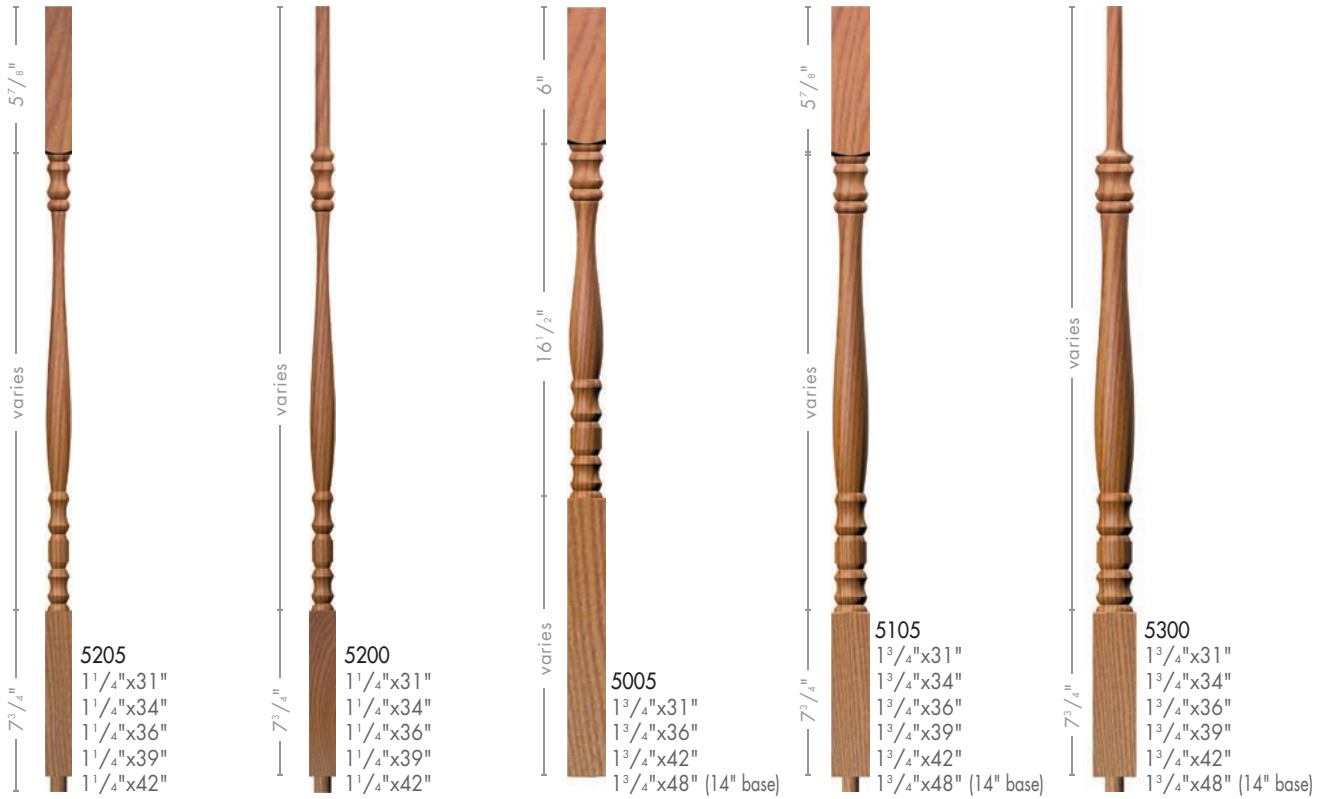
Stewels to post



OVER

Stewels the post





STRUCTURAL RISE
 BALUSTERS



Fluted Box-Newels. Featuring Custom Balusters.


MILLING
 OPTIONS

plain

octagonal
 on 1 3/4" only

Elegant Rise


BALUSTERS

 Hampton Elegant a Balusters come standard with Pin-EZ Dowels for efficient installation.


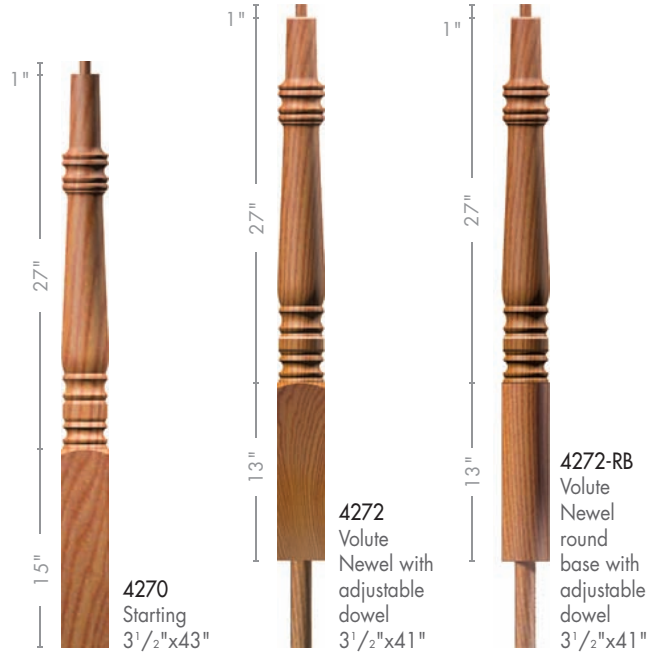


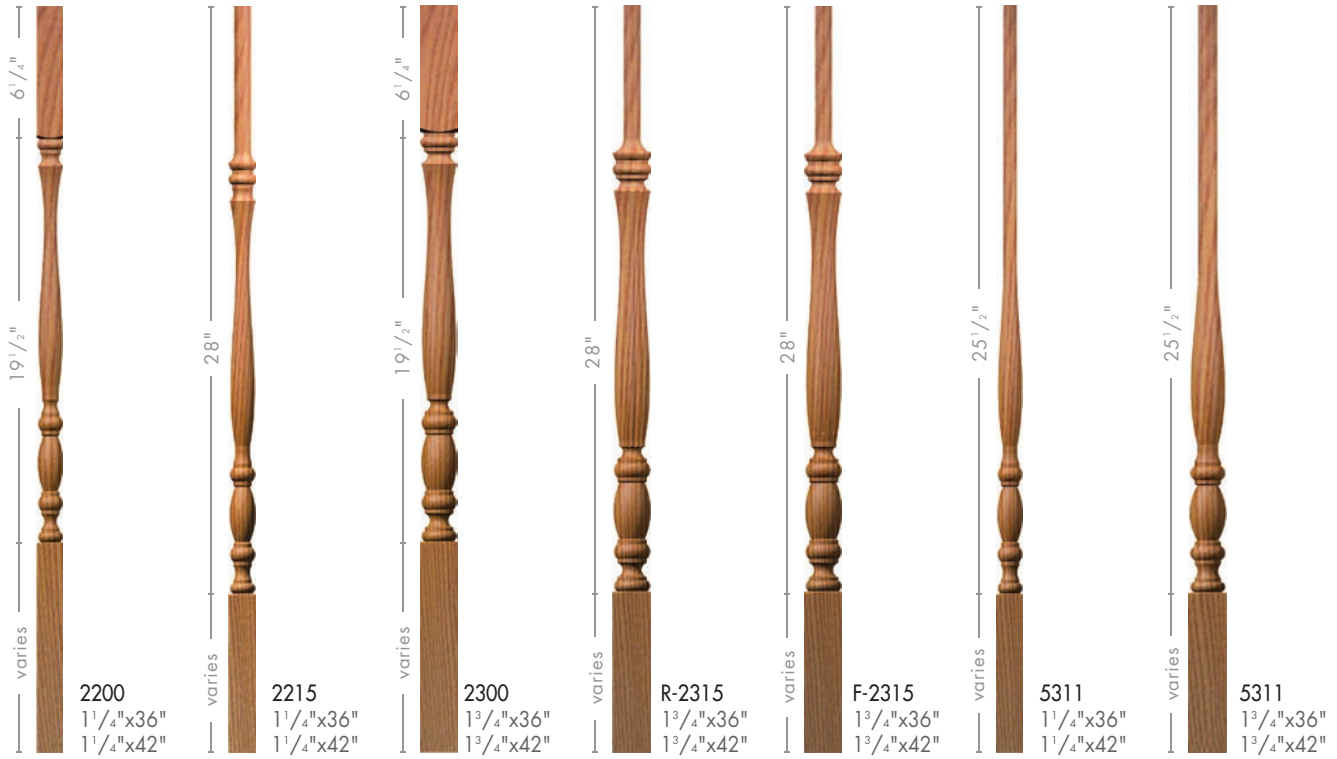
POST

Newels to post



OVER
Newels the post





Elegant Rise
 BALUSTERS



Country Stairway with Reeded Balusters.

MILLING
 OPTIONS

plain

fluted

octagonal
 on 1 3/4" only

reeded

POST

Newels to post

$3\frac{1}{2}''$
 $5''$
 $23''$
 $16\frac{1}{2}''$
 [shown] 5548 Starting $3\frac{1}{2}'' \times 48''$
 ••••
 5748 Starting $3'' \times 48''$

$3\frac{1}{2}''$
 $5''$
 $23''$
 $28\frac{1}{2}''$
 [shown] F-5560 Starting $3\frac{1}{2}'' \times 60''$
 ••••
 5760 Starting $3'' \times 60''$

$3\frac{1}{2}''$
 $14\frac{1}{2}''$
 $16\frac{1}{2}''$
 $25\frac{1}{2}''$
 [shown] R-5546 Intermediate Landing $3\frac{1}{2}'' \times 60''$
 ••••
 5746 Intermediate Landing $3'' \times 60''$

$3\frac{1}{2}''$
 $10''$
 $19\frac{1}{2}''$
 $23\frac{1}{2}''$
 [shown] 5545 Second Floor $3\frac{1}{2}'' \times 60''$
 ••••
 5745 Second Floor $3'' \times 60''$

$3\frac{1}{2}''$
 $10''$
 $19\frac{1}{2}''$
 $23\frac{1}{2}''$
 F-5545 Second Floor $3\frac{1}{2}'' \times 60''$

OVER

Newels the post

$1''$
 $23''$
 $24''$
 [shown] 5511 Starting $3\frac{1}{2}'' \times 48''$
 ••••
 5711 Starting $3'' \times 48''$

$1''$
 $23''$
 $24''$
 [shown] F-5511 Starting $3\frac{1}{2}'' \times 48''$
 ••••
 5711 Starting $3'' \times 48''$


$1''$
 $23''$
 $36''$
 [shown] R-5515 Starting $3\frac{1}{2}'' \times 60''$
 ••••
 5715 Starting $3'' \times 60''$



Utah Stairway with #2315 Balusters.

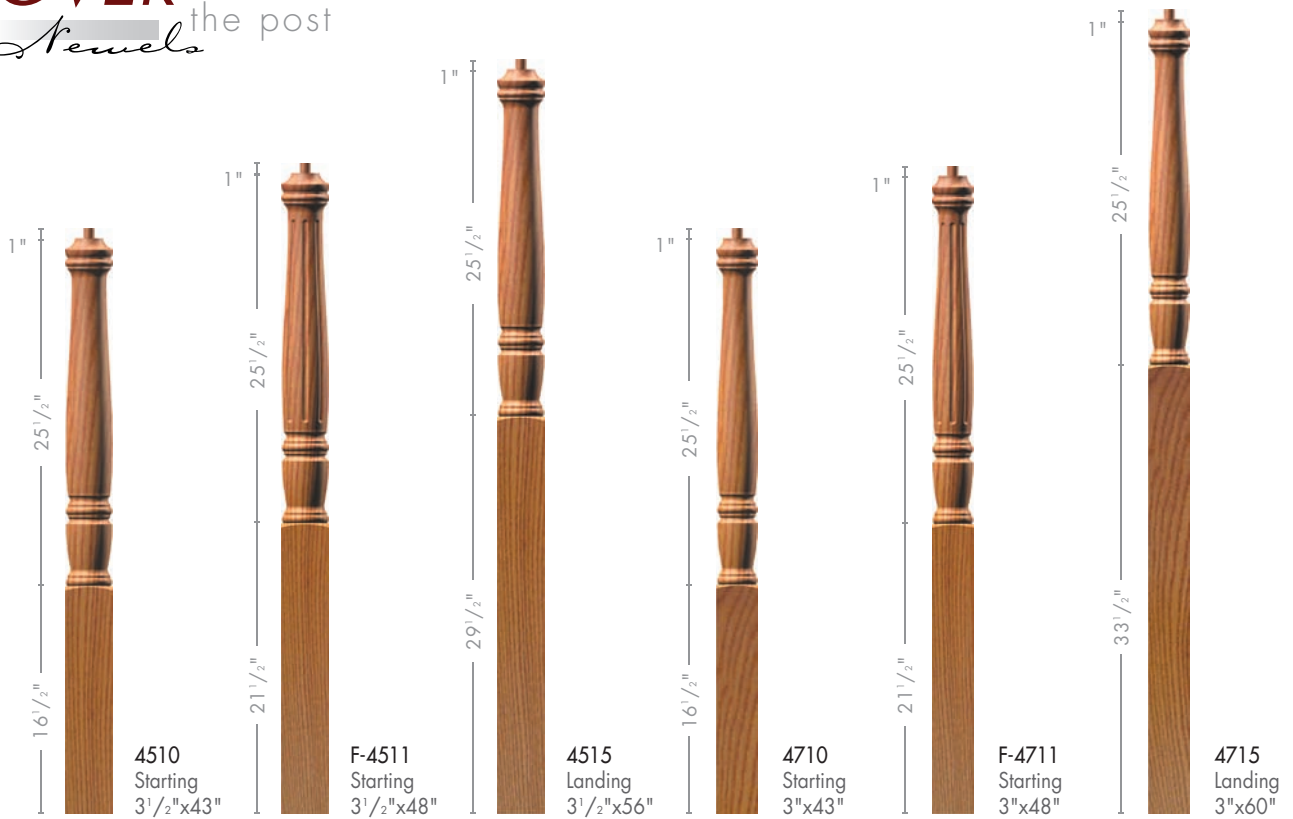
POST

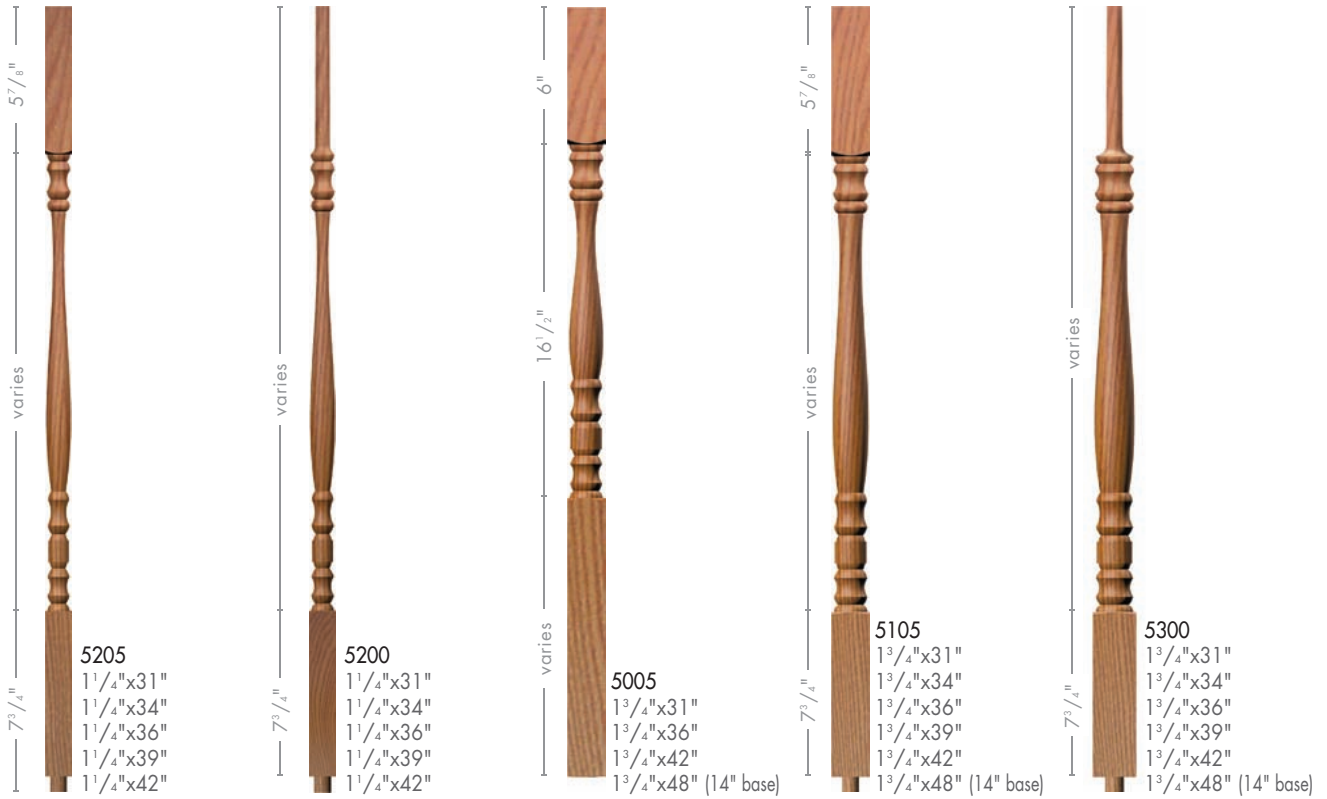
Stewels to post



OVER

Stewels the post





STRUCTURAL RISE
 BALUSTERS



Fluted Box-Newels. Featuring Custom Balusters.


MILLING
 OPTIONS

plain

octagonal
 on 1 3/4" only

Elegant Rise

BALUSTERS

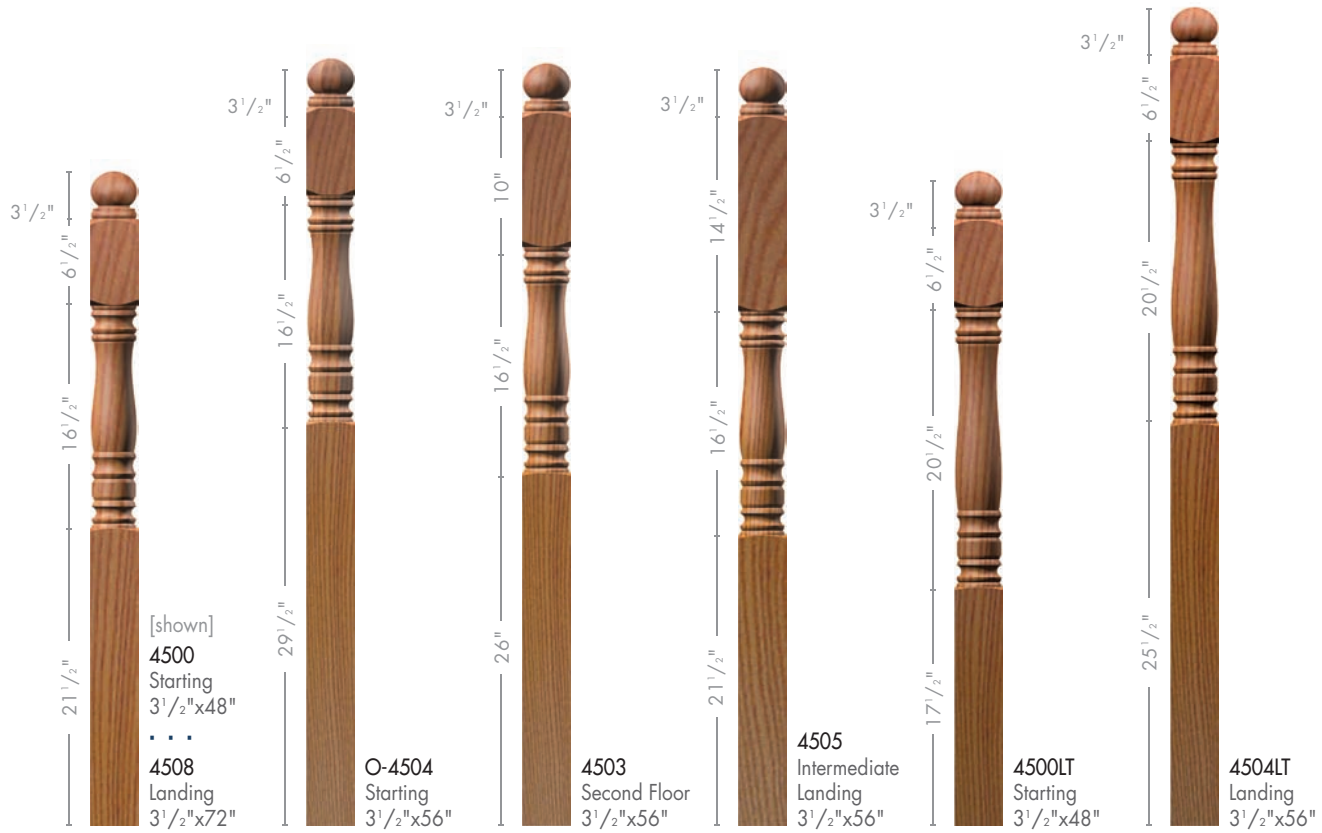
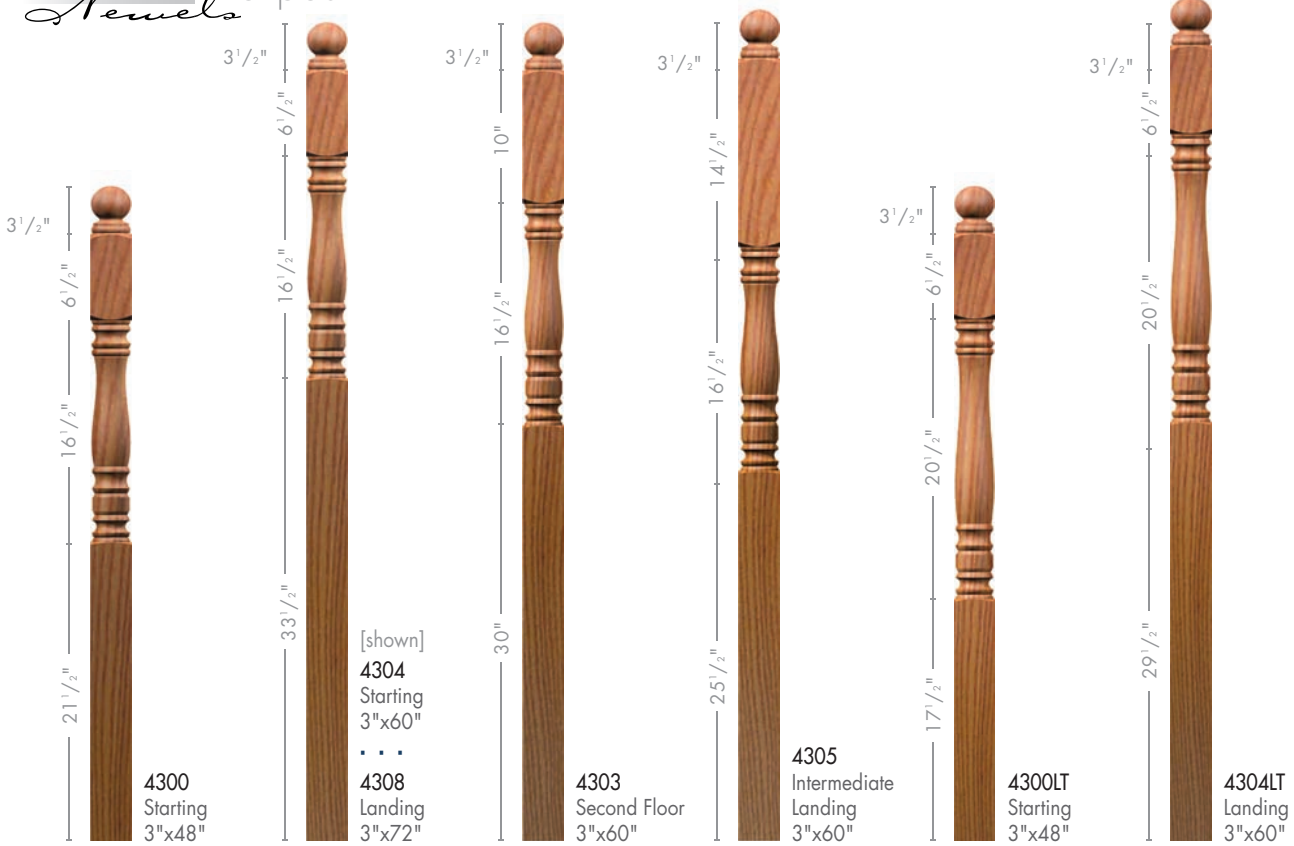


Hampton Elegant a Balusters come standard with Pin-EZ Dowels for efficient installation.


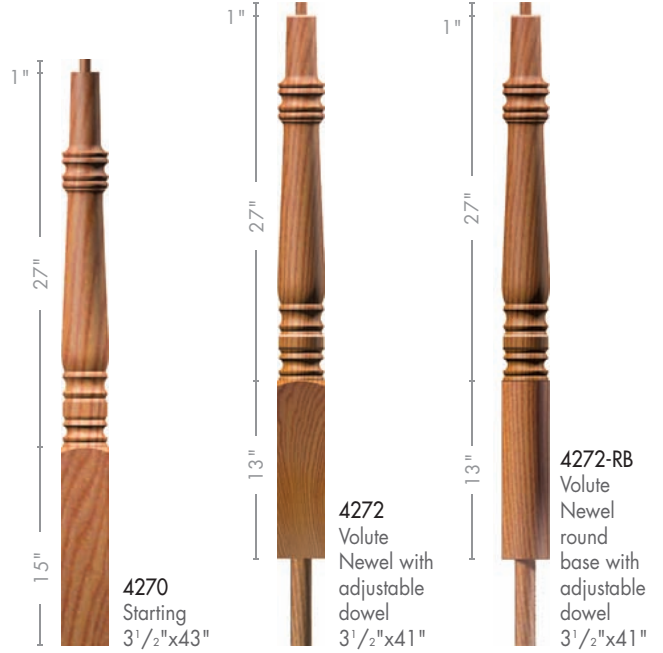


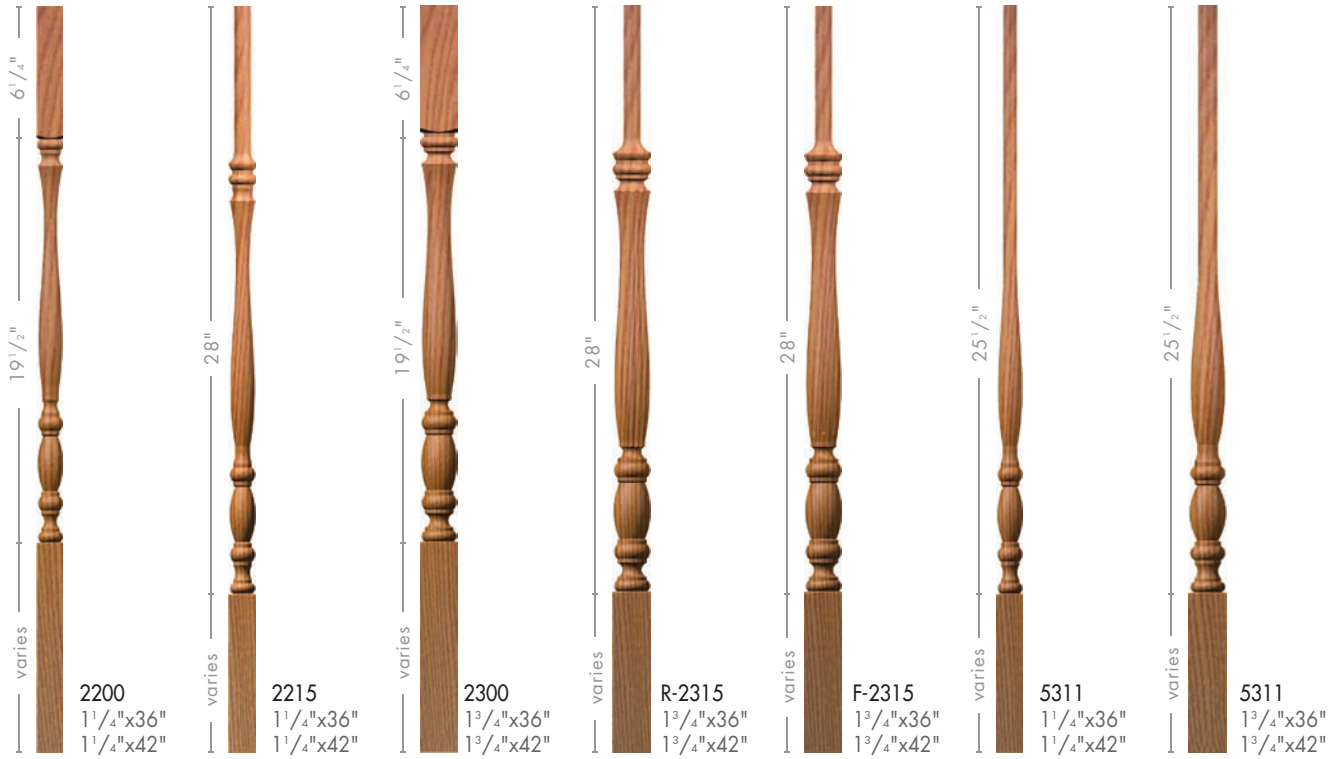
POST

Newels to post



OVER
Newels the post





Elegant Rise
 BALUSTERS



Country Stairway with Reeded Balusters.

MILLING
 OPTIONS

plain

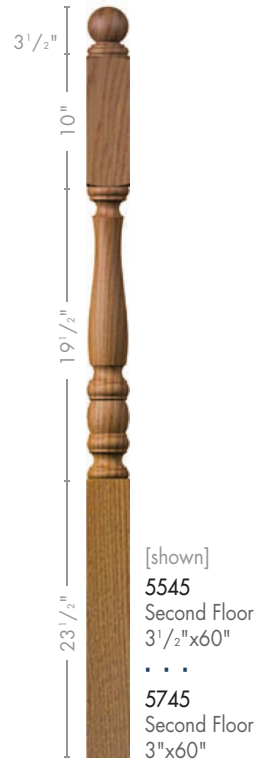
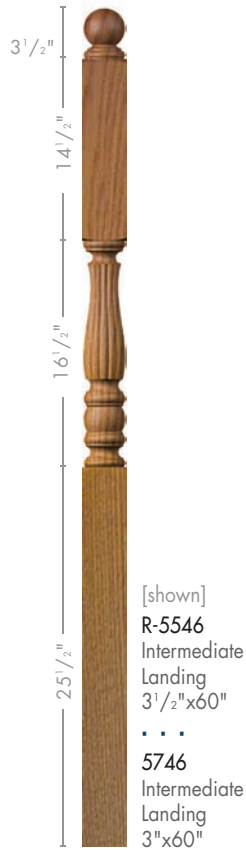

fluted

octagonal
 on 1 3/4" only

reeded


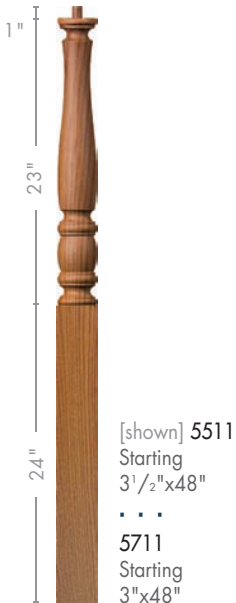
POST

Newels to post



OVER

Newels the post



Utah Stairway with #2315 Balusters.

contemporary *stairways* ▼



5060 S4S
 1 1/4" x 31"
 1 1/4" x 34"
 1 1/4" x 36"
 1 1/4" x 38"
 1 1/4" x 39"
 1 1/4" x 42"



5061 S4S
 with dowel
 1 1/4" x 31"
 1 1/4" x 34"
 1 1/4" x 36"
 1 1/4" x 38"
 1 1/4" x 39"
 1 1/4" x 42"



5360 S4S
 1 3/4" x 31"
 1 3/4" x 34"
 1 3/4" x 36"
 1 3/4" x 38"
 1 3/4" x 39"
 1 3/4" x 42"



4004BT
 3 1/2" x 48"
 . . .
 4005BT
 3 1/2" x 56"
 . . .
 4006BT
 3 1/2" x 72"



4004
 3 1/2" x 48"
 . . .
 4005
 3 1/2" x 56"
 . . .
 4006
 3 1/2" x 72"



4000-60
 Chamfered Top
 3" x 60"
 . . .
 4000-48
 Chamfered Top
 3" x 48"



4002-60
 Chamfered Top
 3 1/2" x 60"
 . . .
 4002-48
 Chamfered Top
 3 1/2" x 48"



4001-60
 S4S
 3" x 60"
 . . .
 4001-48
 S4S
 3" x 48"



4003-60
 S4S
 3 1/2" x 60"
 . . .
 4003-48
 S4S
 3 1/2" x 48"



Contemporary Stairway with #5360 Balusters.

MILLING OPTIONS

plain



fluted

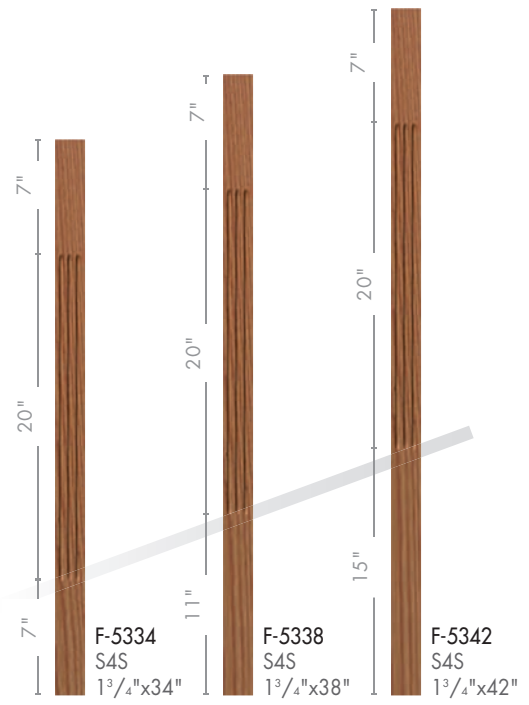
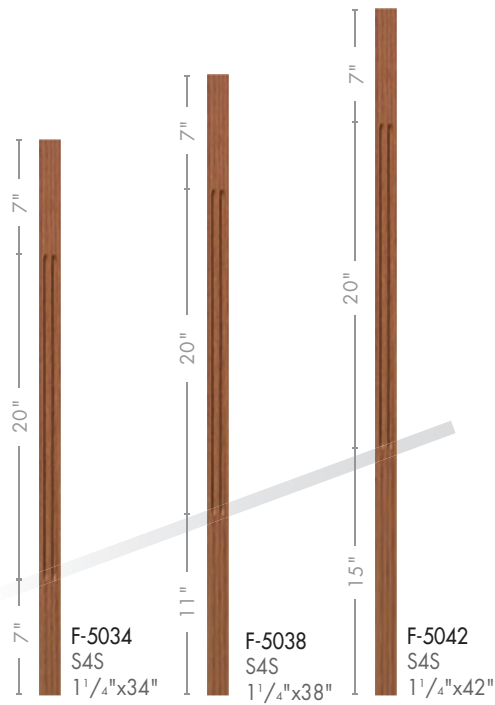


octagonal
 on 1 3/4" only

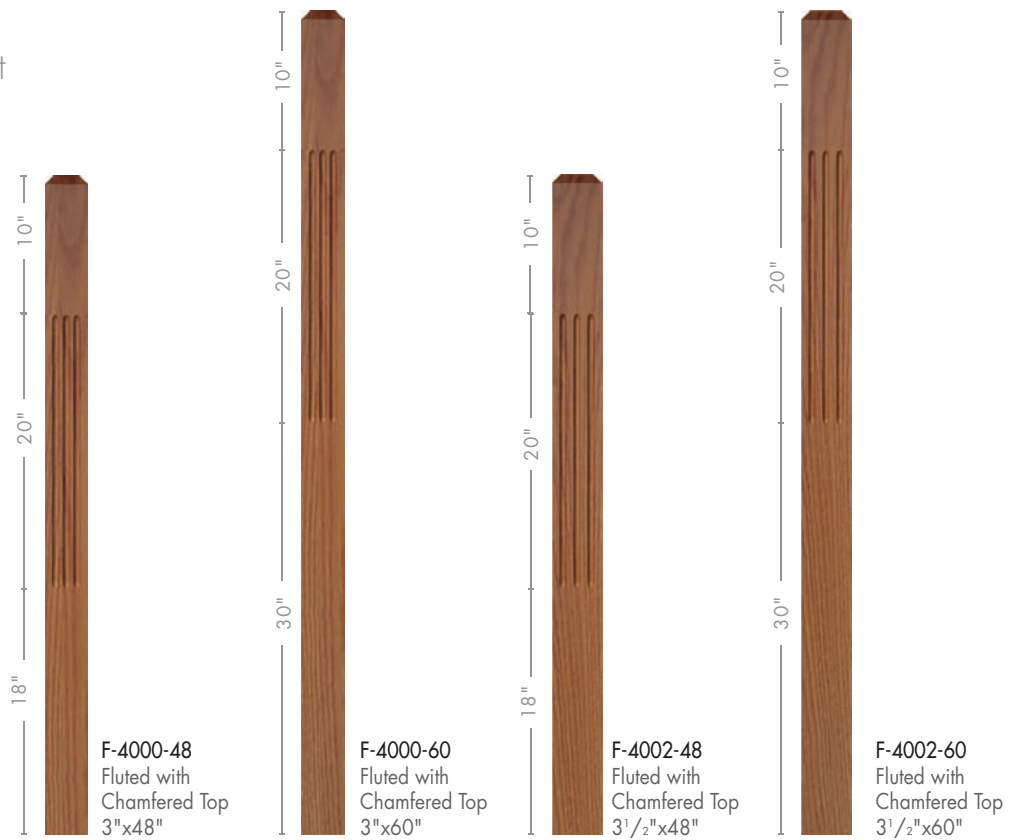


Elegant Rise
BALUSTERS

contemporary *fluted*

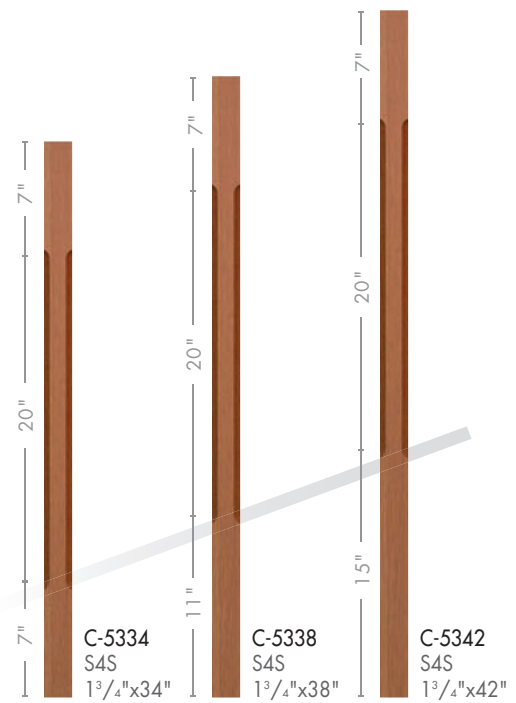
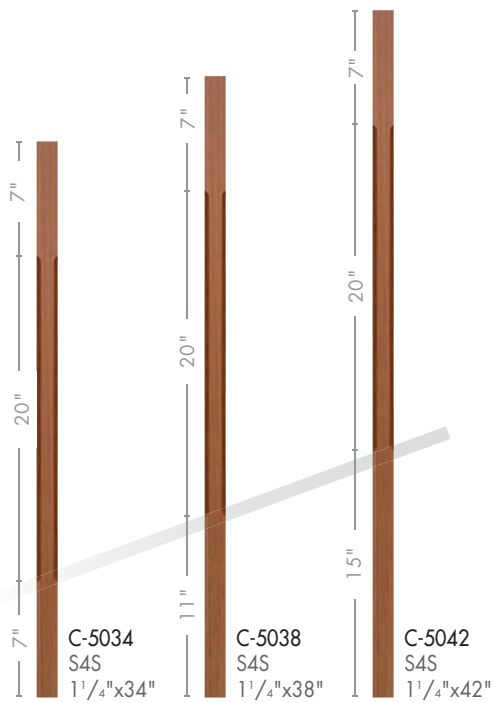


POST
Newels to post

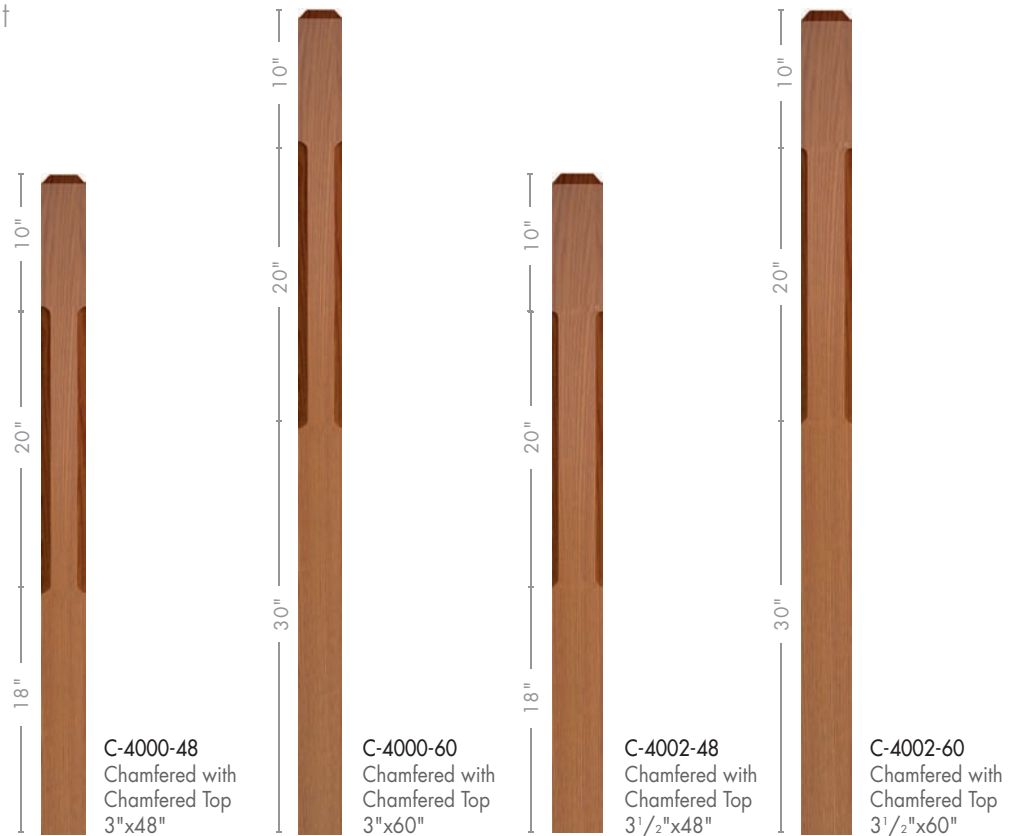




contemporary ▼

contemporary chamfered



POST Newels to post





Elegant Rise
BALUSTERS

POST
Newels to post



Fluted Box Newels with Custom Balusters


box newels *stair parts*

All Box Newels are available primed with unfinished caps and trim.



Primed box newels can be trimmed with any of our special species

In addition to our standard line of box newels we offer custom styles in a wide variety of species.



Box Newels are made with lock miter corners. Which means they have no edge grains, developing elegance.




3 1/2"
4075
Box Newel
3 1/2"x66"



3 1/2"
F-4075
Box Newel
3 1/2"x66"




4 3/4"
4375
Box Newel
4 3/4"x62"



4 3/4"
F-4375
Box Newel
4 3/4"x62"



4 3/4"
FP-4375
Box Newel
4 3/4"x62"



4 3/4"
RP-4375
Box Newel
4 3/4"x62"

box newels stair parts ▼



continued on page 36




1148
Plain Tread
11 1/2" x 48"*



1148-DMR
Double Return Tread
11 1/2" x 48"*



1148-LR
Single Return Tread
11 1/2" x 48"*



8315
Double End Starting Step · 10 1/2" x (varies)*
8315
Double End Starting Step · 11 1/2" x (varies)*



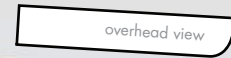
8010
Single Starting Step · 10 1/2" x (varies)*
8310
Single Starting Step · 11 1/2" x (varies)*



8010-2
False End and Riser · 10 1/2" x 18"
8310-2
False End and Riser · 11 1/2" x 18"



8060
Double End Quarter Circle Starting Step
11 1/2" x (varies)*



8040
Single End Quarter Circle Starting Step
11 1/2" x (varies)*



8215
14 1/2" x (varies)*
Double End Bowed Starting Step

*available in any length



8079
Reversible False End Tread Kit



8072
6" x 11"
Closed False End Tread Kit



7028
Plain Bracket
11 1/2" x 8 1/8" x 5 1/16"



7029
Scroll Bracket
11 1/2" x 7 3/4" x 5 1/16"

handrail fittings ▼

stair parts



-08
Coped End



-20
Tandem Cap



-19
Opening Cap



-09
Returned End



-11
Level Quarterturn



-11-135
1/8 Turn



-21
Quarterturn Cap



-97-2
2 Rise Straight
Gooseneck
with cap



-99-2
2 Rise Straight
Gooseneck



-88-2
2 Rise Straight
Gooseneck with
tandem cap



-60-2
Left Hand
2 Rise
1/4 Turn
Gooseneck
with cap



-65-2
Right Hand
2 Rise
1/4 Turn
Gooseneck
with cap



-81-2
Left Hand
2 Rise
1/4 Turn
Gooseneck
with cap



-86-2
Right Hand
2 Rise
1/4 Turn
Gooseneck
with cap



-50-2
Left Hand
2 Rise
1/4 Turn
Gooseneck



-55-2
Right Hand
2 Rise
1/4 Turn
Gooseneck



-71-2
Left Hand
2 Rise
1/4 Turn
Gooseneck



-76-2
Right Hand
2 Rise
1/4 Turn
Gooseneck



-90-2
Left Hand
2 Rise
180° Turn
Gooseneck



-95-2
Right Hand
2 Rise
180° Turn
Gooseneck

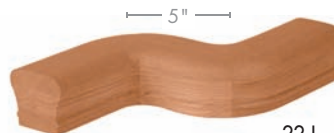


12 1/2"


RD
Rail Drop




-21-135
1/8 Turn



-22-L
S-Fitting



-22-R
S-Fitting



-30
Left Hand Volute

-35
Right Hand Volute



-31
Left Climbing Volute

-36
Right Climbing Volute



-40
Left Hand
Turnout



-45
Right Hand
Turnout



-41
Left Hand
Turnout



-46
Right Hand
Turnout



-38
Vertical Volute



-10
Starting Easing
with cap



-15
Starting Easing
with return end



-14-90
90° Up Easing



-12
Up Easing



-13
Overhand Easing



-16
Overhand Easing
with return end

Handrail Fittings prefixes

Add prefix to fitting number that corresponds with handrail styles.

70- for 6010 handrail

72- for 6210 handrail

75- for 6519 handrail

77- for 6710 handrail

79- for 6910 handrail

56- for 5600 handrail

57- for 5700 handrail

91- for 9100 handrail

handrail

stair parts

6040

We offer straight and bending rails up to 24 feet in length!



1 1/2" · flat bottom



1 1/2" · full round



1 3/4" · full round



1 3/4" · flat bottom



2" · full round



2" · flat bottom



3" · full round



3" · flat bottom



6042
2 1/4" x 1 1/16"



5600
2 5/8" x 1 7/8"
flat bottom



6010
2 1/4" x 2 3/8"



5600
2 5/8" x 1 7/8"
full round



5700*
2 1/2" x 1 3/4"



6210
2 5/8" x 2 3/8"



9100
2 1/4" x 2 3/8"



6400*
3" x 2 1/4"



7600
2 5/8" x 2 1/4"



6519
2 5/8" x 3"



6910
2 3/8" x 2 5/8"



6710
2 5/8" x 2 3/4"



6000-S
3/4" x 2 1/2"
plowed 1 1/4"



6000
1 5/8" x 2 3/4"
plowed 1 1/4"



6001-S
3/4" x 2 1/2"
plowed 1 3/4"



6001
1 5/8" x 2 3/4"
plowed 1 3/4"



6002
1 5/8" x 2 3/4"



6004
Fillet
1 1/4"



6005
Shoerail
1 1/4"



6006
Shoerail
1 3/4"

Above Rails available plowed for square top balusters.

Large amount of special species handrail in stock for immediate shipment.

*All profiles available in bending unless noted.



6007
Fillet
1 3/4"



6203*
Wall Handrail
1 5/8" x 5 1/2"



Bending Rail
6910 B.

*All profiles available in bending unless noted.

wallrail ▼ *accessories*

▼ brackets



dull chrome



bright brass



satin nickel



bright chrome



antique brass



satin black



oil rubbed bronze

▼ fittings

Wall Rail Fittings for 6040-6042 and Round Profiles



7006
up easing



7023
quarter turn



7024 full round
up easing



7025 full round
over easing

accessories ▼

stair parts



7007
Double End Lag



3001
Handrail Bolt



3008 Suretite
Newel Fastener



3009
3" Newel Mounting System

3019
3 1/2" Newel
Mounting System



7017 Round Rosette
3/4" x 4"



7033 Rectangular Rosette
4 5/16" x 6"



7037 Oval Rosette
3/4" x 4" x 5 1/2"



7037-L Large Oval Rosette
4 1/2" x 6 1/2"



7002
Pin-EZ



3000
Tapered Plug
1"



7001
Newel Mounting Plate



7003
Threaded Insert

▼ treads cont.



8080
Return Nosing
1 1/16" x 1 1/4"



8095
3/4" x 3/4"
Cove Molding



8096
Shoe Molding
1/2" x 3/4"



8098
false tread molding
1 1/2" x 1 13/16"




8090
3 1/2" landing tread



8090-5
5 1/2" landing tread



1100
3/4" x 11 1/2"
skirt board



iron

balusters iron ▼



9000TB
plain



9001TB
single twist



9002TB
double twist



9009TB
7" x 24" S Scroll



9003TB
single basket



9004TB
double basket



9005TB
single knuckle



9006TB
double knuckle

Powder Coat Finish Options



SB




CV



OB



FB



COLOR CODE INDEX

SB	satin black
CV	copper vein
OB	oil rubbed bronze
FB	flat black

▼ shoes



9061BS
1/2" base shoe
no set screw



9067EF
1/2" easy fit
round shoe



9063RS
1/2" rake shoe
with set screw




9062BS
1/2" base shoe
with set screw



9064AK
1/2" adjustable
knuckle





custom

custom
turnings ▼



3 1/2" x 48"



octagonal

3 1/2" x 48"



4" x 60"



1 3/4" x 42"



10" x 10"
column



Most large columns
are constructed with
hollow centers.



8" x 8"
column

caps & bases



5" x 9"



3 1/2" x 10"



4" x 4"
Tuscan Cap



6" x 14"
Tuscan Base

create your own
Supply your own CAD drawings,
or we can create one.
.....
We offer custom columns up to
12 1/2' long and 17 1/2" in diameter!

custom
turnings ▼



1 3/4" x 39"



3 1/2" x 48"



3011
w/Rope
Twist
3 1/2" x 48"



36" x 5 1/8"



12" x 28 1/2"



15" x 28 1/2"

Carving available on Custom Turnings.

finials



Finial
3 1/2" x 6 3/8"



Carved Acorn Finial
4 1/2" x 7"



Carved Finial
5 1/8" x 8"



Fluted
F-8611
3 1/4" x 48"



Flourentine
FLTE8600
2" x 42"



Barley Twist
BT8600
2" x 42"



Flourentine
FLTE8645
3 1/4" x 60"



Hollow Flute
HF8760
5 1/2" x 60"



Flourentine
FLTE8660
5 1/2" x 50"



Barley Twist
BT8645
3 1/4" x 60"



Ribbon Twist
RT8600
2" x 42"



Open Rope Twist
ORT8600
2" x 42"



Open Rope Twist
ORT8640
3 1/4" x 48"



Open Rope Twist
ORT8660
5 1/2" x 50"

We feel privileged to offer this new, fine, handcrafted line of turnings.



create your own

Build the stairway of your dreams, our creative designers will take your ideas and bring them to reality. This brochure showcases a few of our fine custom turnings, railings and posts. Our modern equipment allows us to craft straight and bending rails up to 24 feet in length. Not only can we build the ideal interior stairway, but also offer beautiful, exterior cedar posts for your pergola or porch. The opportunities are endless here at Holmes Stair Parts.

